

Guide to shipping container dimensions



SEA-CARGO: 20' Standard Dry Container

Exterior Dimensions

Length 20' = 6096 mm

Width 7' 9,25" = 2370 mm

Height 8' 6" = 2591 mm

Interior Dimensions

Length 19' 5,75" = 5935 mm

Width 7' 8" = 2335 mm

Height 7' 9,75" = 2383 mm

Weight and Volume

Gross Weight 52910 lbs = 24000 kg

Tare 4585 lbs = 2080 kg

Payload 48325 lbs = 21920 kg

CUBIC CAPACITY 1197,25 cub.ft. = 33,9 m³



SEA-CARGO: 40' Standard Dry Container

Exterior Dimensions

Length 40' = 12192 mm

Width 8' = 2438 mm

Height 8'6" = 2591 mm

Interior Dimensions

Length 39' 3,25" = 12022 mm

Width 7' 5,625" = 2352 mm

Height 7' 10,25" = 2395 mm

Weight and Volume

Gross Weight 67200 lbs = 30480 kg

Tare 8600 lbs = 3900 kg

Payload 58600 lbs = 26580 kg

CUBIC CAPACITY 2392 cub.ft. = 67,7 m³



SEA-CARGO: 40-foot High Cube Container

Exterior Dimensions

Length 40' = 12192 mm

Width 8' = 2438 mm

Height 9'6" = 2895 mm

Interior Dimensions

Length 39' 3,25" = 12022 mm

Width 7' 8,5" = 2352 mm

Height 8' 10,25" = 2700 mm

Weight and Volume

Gross Weight 67200 lbs = 30480 kg

Tare 9150 lbs = 4150 kg

Payload 58050 lbs = 26330 kg

CUBIC CAPACITY 2697 cub.ft. = 76,4 m³



SEA-CARGO: 40-foot Refrigerated Container

Exterior Dimensions

Length 40' = 12192 mm

Width 8' = 2438 mm

Height 8'6" = 2591 mm

Interior Dimensions:

Length 37' 9,1" = 11555 mm

Width 7' 5" = 2286 mm

Height 7' 4,8" = 2280 mm


Weight and Volume

Gross Weight 67200 lbs = 30480 kg

Tare 9634 lbs = 4370 kg

Payload 57560 lbs = 26110 kg

CUBIC CAPACITY 2126 cub.ft. = 60,2 m³





SEA-CARGO: 20-foot Ventilated Container

Exterior Dimensions

Length	19' 9,1" = 6068 mm
Width	7' 9,99" = 2438 mm
Height	8' 5,01" = 2591 mm

Interior Dimensions

Length	19' 3,6" = 5900 mm
Width	7' 6,21" = 2323 mm
Height	7' 7,66" = 2367 mm

Weight and Volume

Gross Weight	52910 lbs = 20000 kg
Tare	5842 lbs = 2650 kg
Payload	47070 lbs = 21350 kg
CUBIC CAPACITY	1146 cub.ft. = 32,44 m ³
VENTILATION	Top: 9,000 cm ³ x side
	Base: 1,000 cm ³ x side





SEA-CARGO : 20-feet Open Top Container

Exterior Dimensions

Length 20' = 6096 mm

Width 8' = 2438 mm

Height 8' 6" = 2591 mm

Interior Dimensions

Length 19' 4,3" = 5902 mm

Width 7' 6,21" = 2323 mm

Height 7' 7,66" = 2367 mm


Weight and Volume

Gross Weight 52910 lbs = 24000 kg

Tare 5380 lbs = 2440 kg

Payload 47520 lbs = 21560 kg

CUBIC CAPACITY 1133 cub.ft. = 32 m³



SEA-CARGO: 40-foot Flat Rack Container

Exterior Dimensions

Length	40' = 12192 mm
Width	8' = 2438 mm
Height	8'6" = 2591 mm

Interior Dimensions

Length	39' 5,6" = 12032 mm
Width	7' 4,1" = 2240 mm
Height	6' 8,1" = 2034 mm

Compact Version (Interior Dimensions)

Length	39' 5,6" = 12032 mm
Width	7' 4,1" = 2240 mm
Height	1' 10,4" = 570 mm

Weight and Volume

Gross Weight	88180 lbs = 45000 kg
Tare	12190 lbs = 5530 kg
Payload	87020 lbs = 39470 kg
CUBIC CAPACITY	1936 cub.ft. = 54,8 m ³



SEA-CARGO: 20-foot Flat Container

Exterior Dimensions

Length 20' = 6096 mm


Width 8' = 2438 mm


Height 230 mm

Weight and Volume

Payload 21520 kg

Tare 1940 kg





SEA-CARGO: Tank Cars

Exterior Dimensions

Length 20' = 6096 mm

Width 8' = 2438 mm

Height 8'6" = 2591 mm

Weight and Volume

Gross Weight 7981-9304 lbs = 3620-4220 kg

Tare 68340 lbs = 31000 kg

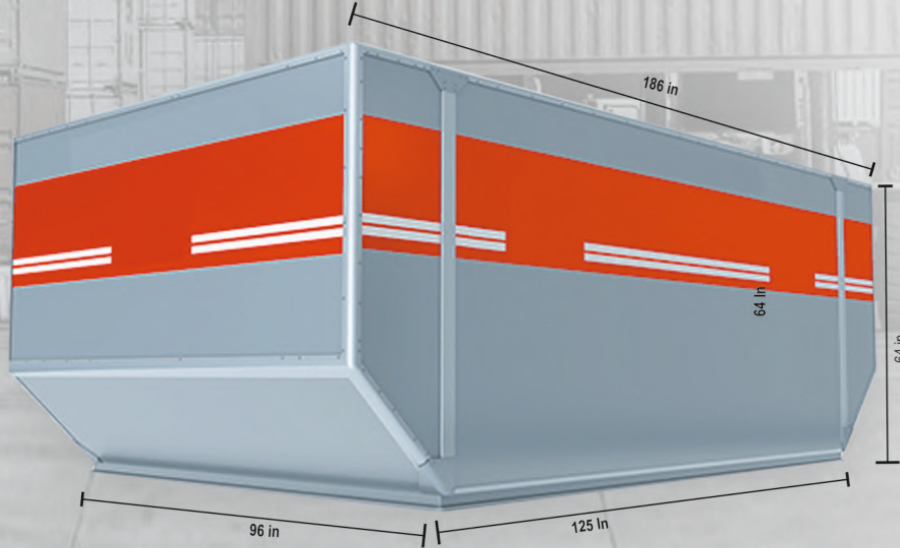
Payload 39200 lbs = 17780 kg

CUBIC CAPACITY 847,6 cub.ft. = 24 m³ = 24000 l.



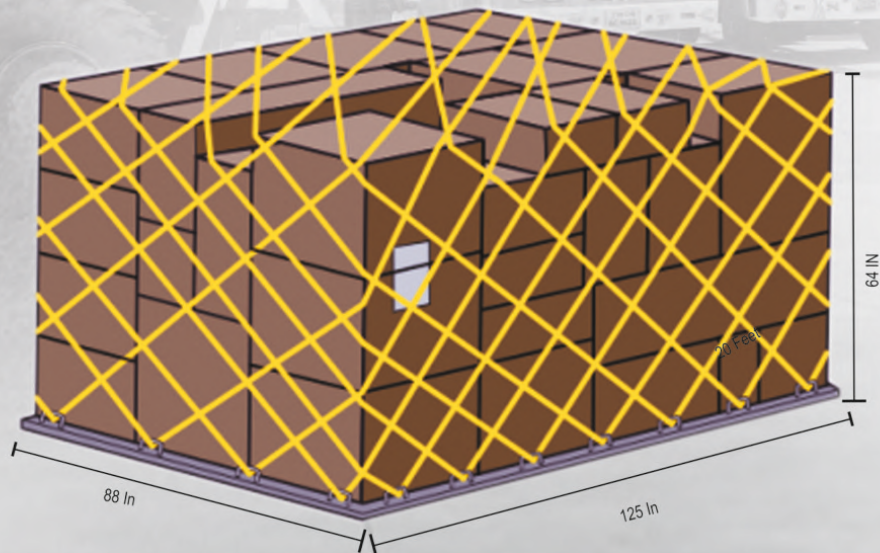
AIR-CARGO: LD-3

IATA ULD code	AKE contoured container
Prefixes	AKE, AVA, AVB, AVC, AVK, DVA, DVE, DVP, XKS, XKG, and forkable AKN, AVN, DKN, DVN, and XKN
Rate class	Type 8
Description	Half-width lower deck container with one angled side. Door is either canvas or solid.
Loadability	A300, A310, A330, A340, 747, 767, 777, DC-10, MD-11, and L-1011
Door opening	58 x 61 in (147 x 155 cm)
Maximum gross weight	3,500 lb (1,588 kg)
Tare weight	181 lb (82 kg)
As1825 volume	159 ft3 (4.5 m3)




AIR-CARGO: LD-39

IATA ULD code	AMU contoured container on P6P base
Rate class	Type 2BG
Description	Full-width lower hold container angled at both ends. Door is canvas with built-in net door straps.
Suitable for	747 lower hold
Door opening	120 x 60-in (305 x 152-cm)
Maximum gross weight	5,035 kg (11,100 lb)
Tare weight	290 kg (639 lb)
As1825 volume	15.9 m3 (560 ft3)



AIR-CARGO: LD-7

IATA ULD code	PIP flat pallet with net
Prefixes	PAA, PAG, PAJ, PAP, PAX, P1A, P1C, P1D, and P1G
Rate class	Type 5
Description	Universal general-purpose flat pallet for lower holds and main decks.
Suitable for	
Widebody	All aircraft lower holds and main decks
Standard-body	707F, 727F, 737F, 757F, DC8F, DC9F main decks
Maximum gross weight	4,626 kg (10,198 lb)
Tare weight	105 kg (231 lb)
AS1825 volume	10.5 m ³ (370 ft ³)
Boeing volume	10.7 m ³ (379 ft ³)



AIR-CARGO: M-1H

IATA ULD code	AMD contoured
Rate class	Type 2H
Description	Main-deck upper contoured container. Door is canvas with built-in net door straps.
Suitable for	747F, 747 Combi777F center loading only
Maximum gross weight	6,800 kg (14,491 lb)
Tare weight	370 kg (816 lb)
As1825 volume	21.2 m3 (750 ft3)