



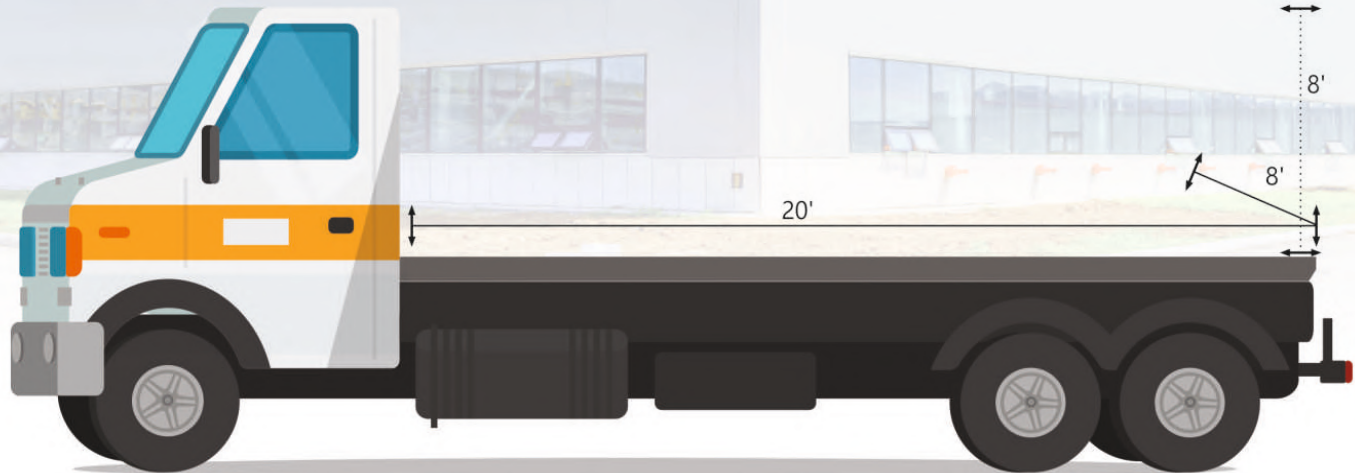
Types of freight transport vehicles



Trailer

20' Trailer 20 x 8 x 8

Single Axle		Double Axle		Triple Axle		Multi Axle	
Maximum Payload	Total CBM	Maximum Payload	Total CBM	Maximum Payload	Total CBM	Maximum Payload	Total CBM
9 T	25	15 T	25	21 T	25	Per Axle 7 T+	25

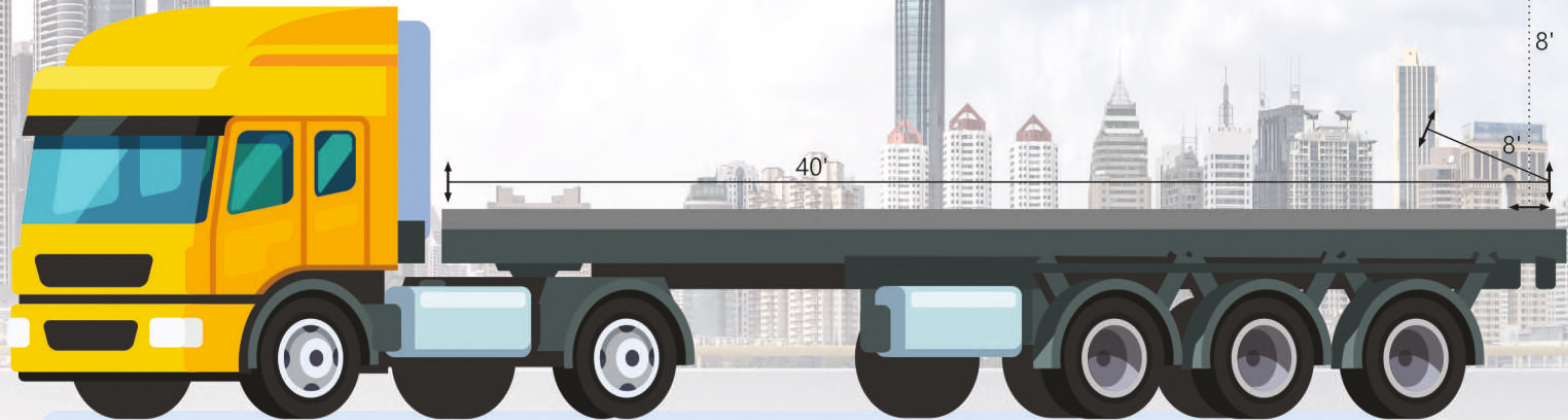




Trailer

40' Trailer 40 x 8 x 8

Single Axle		Double Axle		Triple Axle		Multi Axle	
Maximum Payload	Total CBM	Maximum Payload	Total CBM	Maximum Payload	Total CBM	Maximum Payload	Total CBM
12 T	50	20 T	50	25 T	50	Per Axle 7 T+	50






Trailer

Semi Low bed 20' Trailer 30 x 8.5 x 11.5

Double Axle	Triple Axle	Multi Axle
Maximum Payload	Maximum Payload	Maximum Payload
20 T	25 T	Per Axle 7 T+





Trailer

Semi Low bed 40' Trailer 40 x 8.5 x 11.5

Double Axle

Triple Axle

Multi Axle

Maximum
Payload

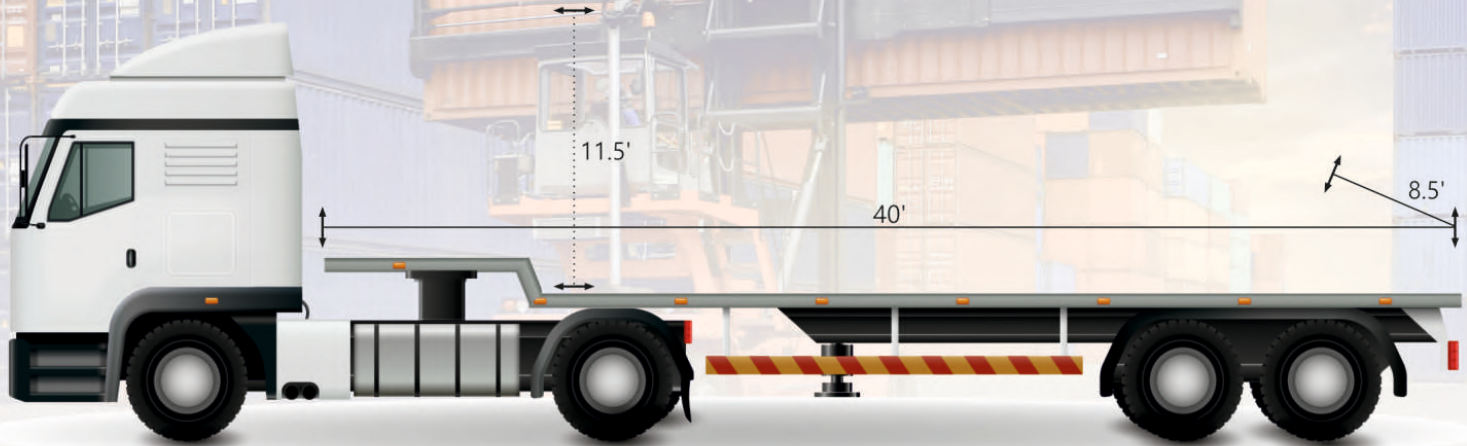
Maximum
Payload

Maximum
Payload

20 T

25 T

Per Axle 7 T+

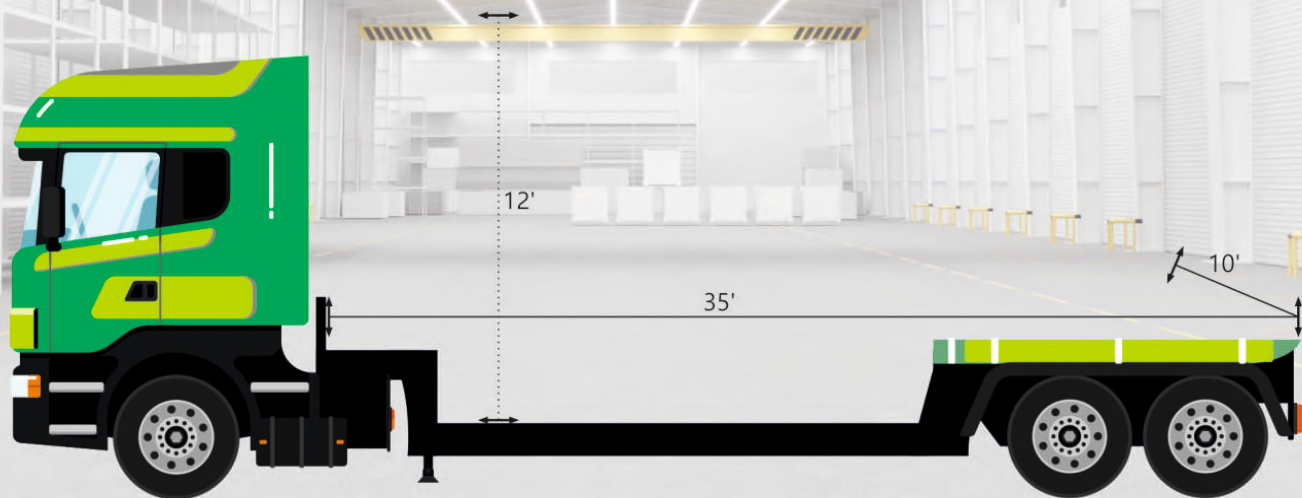




Trailer

Low bed 20' Trailer 35 x 10 x 11.5

Double Axle	Triple Axle	Multi Axle
Maximum Payload	Maximum Payload	Maximum Payload
20 T	25 T	Per Axle 7 T+





Trailer

Low bed 40' Trailer 40 x 10 x 12

Double Axle	Triple Axle	Multi Axle
Maximum Payload	Maximum Payload	Maximum Payload
20 T	25 T	Per Axle 7 T+





Ship Container Ship

First Built	Latest Carrying Capacity	Speed	Maximum Size
1956	Up to 22,000 TEUs	20-25 knots 37.0 – 46.3 km/hr	400 meters long and 59 meters wide



-Transports standard-sized shipping containers -Containers stacked visibly above deck -Large crane visible



Ship Bulk Carrier

First Built	Latest Carrying Capacity	Speed	Maximum Size
1850	Up to 400,000 DWT	12 - 15 Knts	300 meters long and 40 meters wide



- Transports unpackaged cargo,such as coal, grain and iron ore
- Large hatches visible on deck
- Can have large cranes visible



Ship

Roll-on/Roll-off (RORO) Ship

First Built	Latest Carrying Capacity	Speed:	Maximum Size
1958	Up to 8,500 CEUs	16 - 19 Knts	200 meters long and 36.5 meters wide




-Transports wheeled cargo, such as cars, trucks and railway cars -Sits high above the water level -Multiple vehicle decks



Ship Oil Tanker

First Built	Latest Carrying Capacity	Speed:	Maximum Size
1963	Up to 550,000 DWT	12 - 16 Knts	415 meters long and 63 meters wide



-Transports Curde & refined Oil, -Piping visible on deck -No large cranes visible



Flights

Domestic Cargo flight

Approximate Maximum Payload

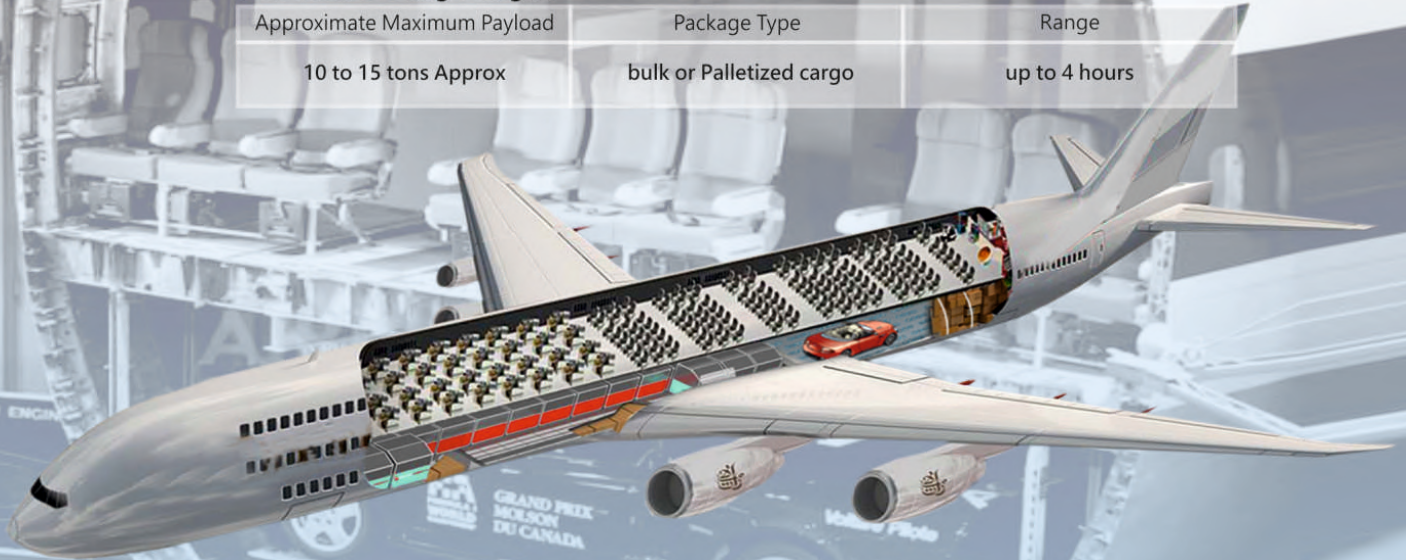
10 to 15 tons Approx

Package Type

bulk or Palletized cargo

Range

up to 4 hours





Flights

International Cargo Flight

Approximate Maximum Payload	Package Type	Range
Boeing 747 - F400 40 to 100 T	bulk or Palletized cargo	up to 15 hours





Train Container Train

Payload	Carrying Capacity	Maximum speed
2500 tons Approx	90 TEUs in one Rake	120 km (BLC wagons)

